



QUICK SELECTION / Selezione veloce

input speed (n_1) = 1400 min⁻¹

Output Speed n_2 [min ⁻¹]	Ratio i	Motor power P_{1M} [kW]	Output torque M_{2M} [Nm]	Service factor f.s.	Nominal power P_{1R} [kW]	Nominal torque M_{2R} [Nm]	Available B5 motor flanges				Available B14 motor flanges			Dynamic efficiency RD	Tooth Module Mn [mm]	Ratios code
							B	C	D	E	Q	R	T			
							63	71	80	90	71	80	90			
23.5	59.7	1.1	300	1.4	1.5	418					C	C		67	3.5	01
19.4	72.3	1.1	347	1.2	1.3	407					C	C		64	3.1	02
17.1	81.7	1.1	374	1.1	1.2	418					C	C		61	2.7	03
13.3	105	0.75	323	1.2	0.89	385					C	C		60	2.1	04
8.0	176	0.55	415	1.1	0.58	440	B				C	C		63	3.5	05
6.6	213	0.37	322	1.3	0.47	407	B				C	C		60	3.1	06
5.8	240	0.37	321	1.3	0.48	418	B				C	C		53	2.7	07
4.3	328	0.37	438	1.0	0.35	418	B				C	C		53	2.7	08
3.3	422	0.25	374	1.0	0.26	385	B				C	C		52	2.1	09
3.0	466	0.25	358	0.9	0.23	330	B				C	C		45	1.9	10
2.3	605	0.18	297	1.1	0.20	330	B				C	C		40	1.5	11

Motor Flanges Available
Flange Motore Disponibili

B) Supplied with Reduction Bushing
Fornito con Bussola di Riduzione

B) Available on Request without reduction bushing
Disponibile a Richiesta senza Bussola di Riduzione

C) Motor Flange Holes Position
Posizione Fori Flangia Motore

EN Unit P8Q is supplied with synthetic oil, providing "long life" lubrication. For mounting position V5-V6 please contact us. See table 1 for lubrication and recommended quantity. In table 2 please see possible radial loads and axial loads on the gearbox. For complete documentation please visit our web site.


I Il riduttore tipo P8Q viene fornito lubrificato a vita con olio sintetico. Per posizioni V5-V6 contattare il ns. servizio tecnico. Vedi tab.1 per oli e quantità consigliati. In tab.2 sono presenti i carichi radiali e assiali applicabili al riduttore. Per la documentazione completa consulta il nostro sito.

D Für die Lebensdauerschmierung ist das Getriebe der Größe P8Q mit synthetischem Öl befüllt. Bei Einbaulage V5 oder V6 bitten wir um Rücksprache. In Tabelle 1 ist die Schmiermenge und das empfohlene Schmiermittel angegeben. In Tabelle 2 sind die zulässigen Radial- und Axialbelastungen des Getriebes aufgeführt. Die komplette Dokumentation, Wartungs- und Inbetriebnahmeanleitungen finden Sie unter.

E El reductor tamaño P8Q se suministra, lubricado de por vida con aceite sintético. Para las posiciones V5 y V6 contactar con nuestro servicio técnico. Ver tabla 1, para cantidades y aceites recomendados. En la tabla 2, se encuentran las cargas radiales y axiales admitidas por el reductor. Para documentación completa, consultar nuestra Web.

LUBRICATION P8Q Oil

For B3-V5-V6 separate lubrication for A (1.20 l) B (0.14 l) , for B6-B7-B8 common lubrication 1.00 l (A + B).



AGIP Telium VSF 320


SHELL Omala S4 WE 320

For all details on lubrication and plugs check our website **tab. 1**
Per maggiori dettagli su lubrificazione e tappi olio vedi il nostro sito web

RADIAL AND AXIAL LOADS

Output shaft


Albero di uscita



n_2 [min ⁻¹]	FA [N]	FR [N]
75	700	3500
50	800	4000
25	1000	5000
15-6	1160	5800

Input shaft

albero in entrata



n_1 [min ⁻¹]	FA [N]	FR [N]
1400	108	540

***Strong axial loads in the DX direction are not allowed.**
Non sono consentiti forti carichi assiali con direzione DX

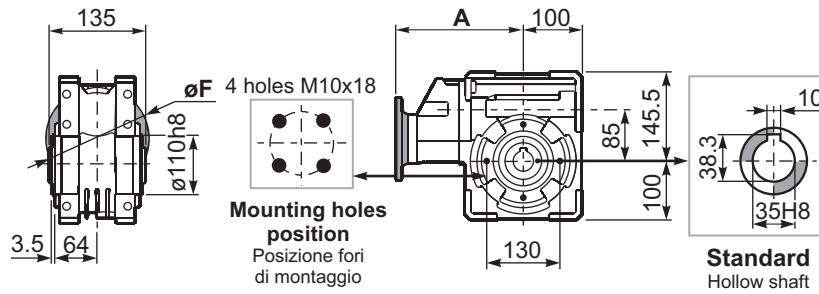
tab. 2

SELECT THIS TYPE AND THIS SPECIFIC SIZE ON THE WEB PAGES TO GET COMPLETE TECHNICAL DATA.
Selezionare tipo e gandezza specifica nel sito web per la documentazione completa.

PP8QFB... Basic wormbox
Riduttore base

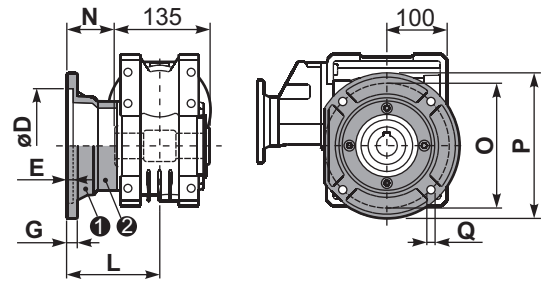
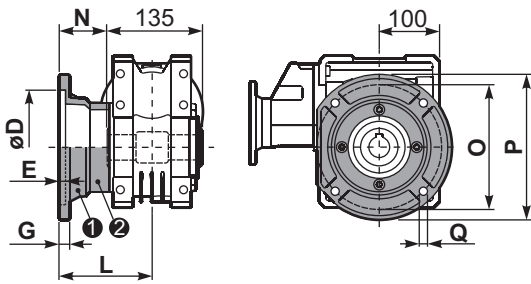
Gearbox weight
peso riduttore **18.9 kg**

M. flanges	Kit code	øF	A
63B5	K063.4.041	140	195.2
71B5	K063.4.042	160	193.2
80/90B5	K063.4.043	200	195.2
71B14	K063.4.047	105	193.2
80B14	K063.4.046	120	194.2
90B14	K063.4.041	140	195.2



PP8QFC... Output flange
Flangia uscita

PP8QF1... Output flange
Flangia uscita



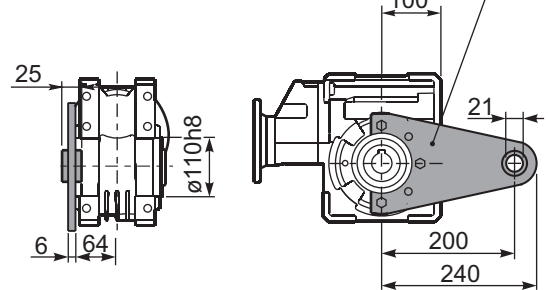
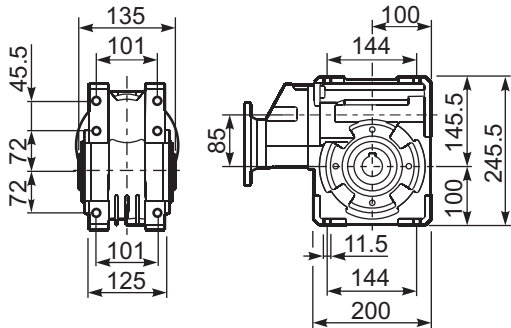
type B	øD	E	G	L	N	O	P	Q	kit code
FC	152 ^{+0.06} / _{+0.00}	5	16	108	40.5	176	205	13	1 K085.9.010 2 -
FL	152 ^{+0.06} / _{+0.00}	5	16	148.5	81	176	205	13	1 K085.9.010 2 K085.0.201

type S	øD	E	G	L	N	O	P	Q	kit code
F1	130 ^{+0.04} / _{+0.00}	5	13	117.5	50	165	200	11.5	1 KS085.9.012 2 -
F2	152 ^{+0.06} / _{+0.00}	5	15	147.5	80	180	205	12.5	1 KS085.9.013 2 -
F4	130 ^{+0.04} / _{+0.00}	5	13	106.5	39	165	200	13	1 KS085.9.015 2 -

PP8QFB... Feet
Piedini

PP8QBR... Reaction arm
Braccio di reazione

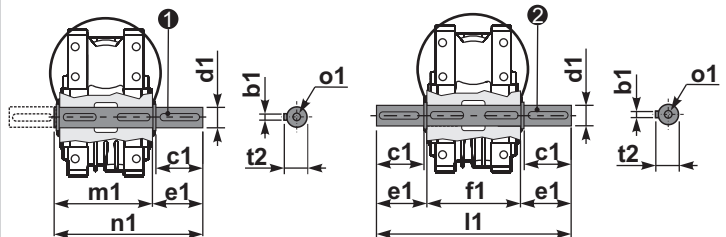
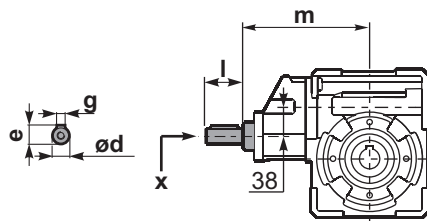
kit cod. K085.9.027



RP8QFB... Input shaft
Albero in entrata

PP8Q.....S... Single Shaft
Albero lento semplice

PP8Q.....D... Double Shaft
Albero lento bisp.



1 kit cod. K085.5.028 type B 2 kit cod. K085.5.029 type B

	ød	e	g	l	m	x	
type B	19 h6	21.5	6	35	187.5	M6x16	C40.5.062
type S	-	-	-	-	-	-	-

	b1	c1	d1	e1	f1	l1	m1	n1	t2	o1
type B	10	60	35 ^{-0.005} / _{-0.020}	73.5	135	282	141	214.5	38	M10x23
type S	-	-	-	-	-	-	-	-	-	-