

QUICK SELECTION / Selezione veloce							input speed (n ₁) = 1400 min ⁻¹						
Output Speed n ₂ [min ⁻¹]	Ratio i	Motor power P _{1M} [kW]	Output torque M _{2M} [Nm]	Service factor f.s.	Nominal power P _{1R} [kW]	Nominal torque M _{2R} [Nm]	Available B5 motor flanges		Available B14 motor flanges		Dynamic efficiency RD	Tooth Module Mn [mm]	Ratios code
							A	B	O	P			
10.0	140	0.12	57	1.2	0.14	69	B		B-C		50	2.2	01
7.0	200	0.12	79	0.9	0.11	69	B		B-C		48	2.2	02
5.0	280	0.12*	69	<0.8	0.08	69	B		B-C		45	2.4	03
3.3	420	0.12*	69	<0.8	0.07	69	B		B-C		36	1.6	04
2.5	560	0.12*	69	<0.8	0.05	69	B		B-C		33	2.5	05
1.9	740	0.12*	69	<0.8	0.05	69	B		B-C		30	1.8	06
1.5	920	0.12*	69	<0.8	0.04	69	B		B-C		27	1.5	07
1.3	1120	0.12*	69	<0.8	0.03	69	B		B-C		26	2.5	08
0.9	1480	0.12*	69	<0.8	0.03	69	B		B-C		24	1.8	09
0.8	1840	0.12*	69	<0.8	0.02	69	B		B-C		22	1.5	10
0.6	2400	0.12*	69	<0.8	0.02	69	B		B-C		21	1.2	11

A Motor Flanges Available Flange Motore Disponibili
 B Supplied with Reduction Bushing Fornito con Bussola di Riduzione
 B Available on Request without reduction bushing Disponibile a Richiesta senza Bussola di Riduzione
 C Motor Flange Holes Position Posizione Fori Flangia Motore

* Power higher than the maximum one which can be supported by the gearbox. Select according to the torque M_{2R}
 Potenza superiore a quella massima sopportabile dal riduttore. Selezionare in base al momento torcente M_{2R}

EN Unit 43Q is supplied with synthetic oil, providing "long life" lubrication. For mounting position V5-V6 please contact us. See table 1 for lubrication and recommended quantity. In table 2 please see possible radial loads and axial loads on the gearbox. For complete documentation please visit our web site.

I Il riduttore tipo 43Q viene fornito lubrificato a vita con olio sintetico. Per posizioni V5-V6 contattare il ns. servizio tecnico. Vedi tab.1 per oli e quantità consigliati. In tab.2 sono presenti i carichi radiali e assiali applicabili al riduttore. Per la documentazione completa consulta il nostro sito.

D Für die Lebensdauerschmierung ist das Getriebe der Größe 43Q mit synthetischem Öl befüllt. Bei Einbaulage V5 oder V6 bitten wir um Rücksprache. In Tabelle 1 ist die Schmiermenge und das empfohlene Schmiermittel angegeben. In Tabelle 2 sind die zulässigen Radial- und Axialbelastungen des Getriebes aufgeführt. Die komplette Dokumentation, Wartungs- und Inbetriebnahmeanleitungen finden Sie unter.

E El reductor tamaño 43Q se suministra, lubricado de por vida con aceite sintético. Para las posiciones V5 y V6 contactar con nuestro servicio técnico. Ver tabla 1, para cantidades y aceites recomendados. En la tabla 2, se encuentran las cargas radiales y axiales admitidas por el reductor. Para documentación completa, consultar nuestra Web.

0.09 Lt.

■ LUBRICATION 43Q Oil

Quantity 0.09/0.03 Lt.

AGIP Telium VSF 320
SHELL Omala S4 WE 320

For all details on lubrication and plugs check our website **tab. 1**
 Per maggiori dettagli su lubrificazione e tappi olio vedi il nostro sito web

■ RADIAL AND AXIAL LOADS

Output shaft
Albero di uscita

n ₂ [min ⁻¹]	FA [N]	FR [N]
25	300	1800
15	400	2000

Input shaft
albero di entrata

n ₁ [min ⁻¹]	FA [N]	FR [N]
1400	20	100

*Strong axial loads in the DX direction are not allowed.
 Non sono consentiti forti carichi assiali con direzione DX

tab. 2

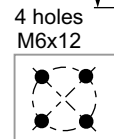
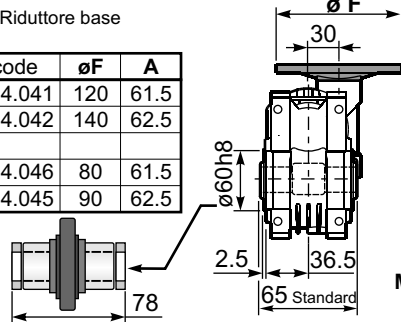
■ SELECT THIS TYPE AND THIS SPECIFIC SIZE ON THE WEB PAGES TO GET COMPLETE TECHNICAL DATA.
 Selezionare tipo e gandezza specifica nel sito web per la documentazione completa.

P43QFB... Basic wormbox
Riduttore base

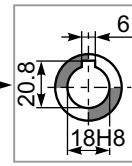
Gearbox weight
peso riduttore **3.60 kg**

M. flanges	Kit code	øF	A
56B5	K030.4.041	120	61.5
63B5	K030.4.042	140	62.5
56B14	K030.4.046	80	61.5
63B14	K030.4.045	90	62.5

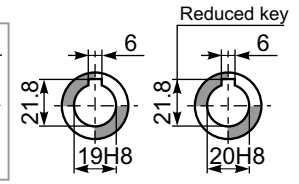
On Request
output shaft
with spacers
cod. Q45.3.018



Mounting holes position
Posizione fori di montaggio



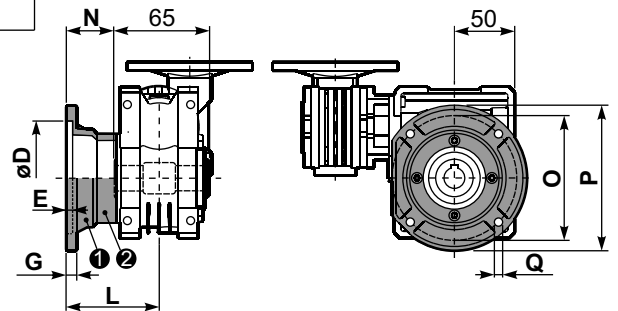
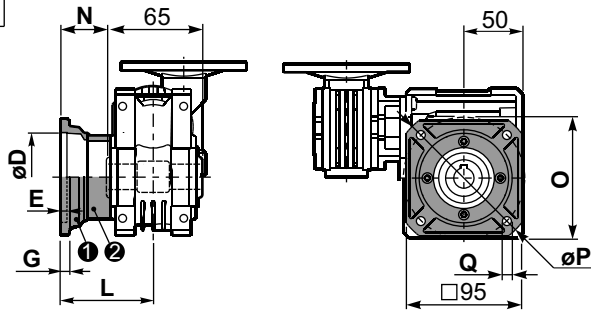
Standard
Hollow shaft



On request
A richiesta

P43QFC... Square flange
Flangia quadrata

P43QF1... Round flange
Flangia rotonda



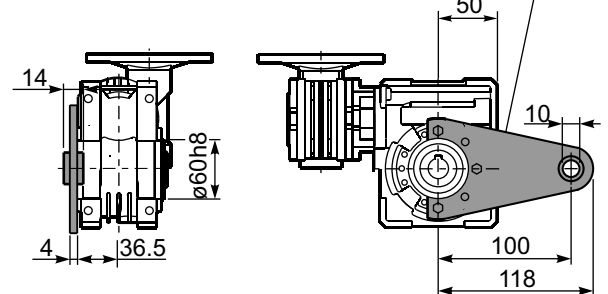
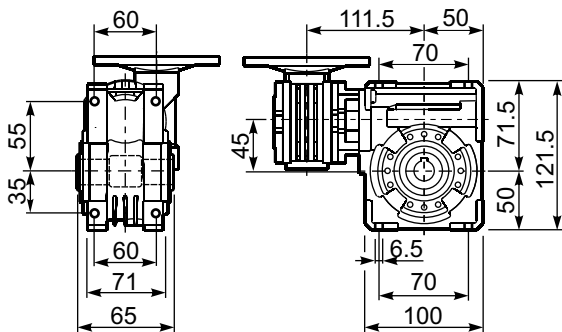
type B	øD	E	G	L	N	O	P	Q	kit code
FC	60 H8	4	7	67	34.5	75	110	9	KQ45.9.010
FL	60 H8	4	7	97	64.5	75	110	9	KQ45.9.011

type S	øD	E	G	L	N	O	P	Q	kit code
F1	95H8	5	9	80	47.5	115	140	9.5	KSQ50.9.012
F2	80H8	5	12	58	25.5	100	120	9	KSQ50.9.013

P43QFB... Feet
Piedini

P43QBR... Reaction arm
Braccio di reazione

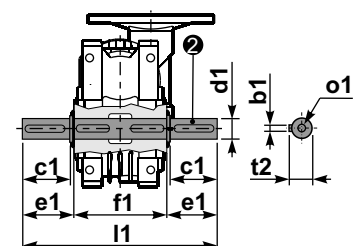
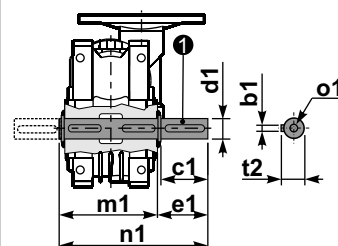
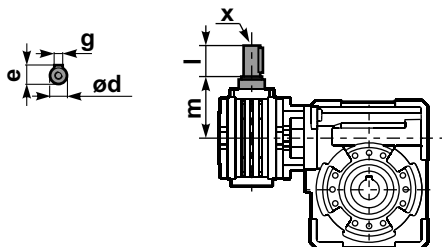
kit cod. KQ45.9.027



R43QFB... Input shaft
Albero in entrata

P43Q.....S... Single Shaft
Albero lento semplice

P43Q.....D... Double Shaft
Albero lento bisp.



① kit cod. K045.5.028 type B
kit cod. KS045.5.030 type S

② kit cod. K045.5.029 type B
kit cod. KS045.5.031 type S

	ød	e	g	l	m	x	kit code
type B	9 h6	10.2	3	20	58	-	K030.5.006 PAM63
type S	-	-	-	-	-	-	-

	b1	c1	d1	e1	f1	l1	m1	n1	t2	o1
type B	6	32	18 ^{-0.005} _{-0.020}	43	65	151	70	113	20.5	M6x18
type S	6	40	19 ^{-0.005} _{-0.020}	58.5	65	182	70	128.5	21.5	M8x20